

## Split Case Pumps


### ***L, LVM, and JD Series Centrifugal Pumps For High Capacity Commercial, Municipal, And Industrial Applications***

Weinman split case pumps meet a wide variety of service needs. The L Series single-stage and LVM vertically mounted pumps provide large capacity general service pumping. Rugged and reliable, they combine mechanical simplicity with sophisticated hydraulic design.

JD Series multi-stage pumps offer reliable, low cost high head pumping for applications such as boiler feed or booster service.

Recognized for their quality, efficiency and economy, Weinman split case pumps meet the design criteria of: ASTM; HI; ANSI; AISI; SAE; and ASME.

	L / LVM	JD
Heads to (ft.)	450	800
Flows to (gal.)	6000	600



## L Series

Weinman Single-Stage Split Case Pumps are recommended for large capacity municipal, commercial and general industrial liquid handling applications, including:

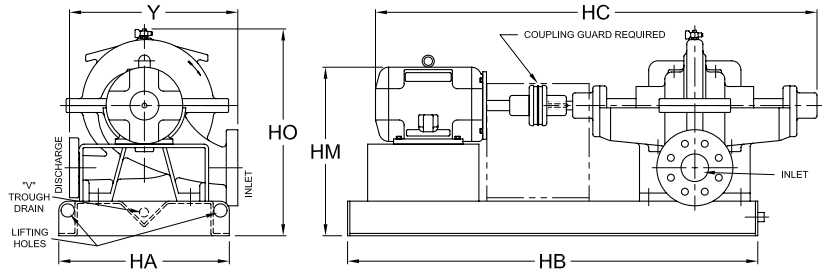
- Hot or chilled water circulation
- Pressure boosting
- Cooling tower
- Potable water transmission and treatment
- Boiler feed services requiring high pressure and volume
- General service pumping

Incorporating mechanical simplicity with the latest developments in hydraulic engineering, Weinman L Series horizontally mounted pumps provide higher efficiency, longer pump life and lower cost than comparable pumps.

Extra heavy castings absorb vibration and hydraulic noise thereby assuring smooth and quiet operation. Standard pumps are bronze fitted with iron cases. Optional ductile versions are available. A variety of models offer:

- Discharge sizes from 2" (5 cm) to 12" (30 cm)
- Heads to 450 ft. (137 m)
- Capacities to 6,000 gpm (1363 m<sup>3</sup>/h)
- Operating pressures to 450 psig (31 bar)

Weinman L Series pumps feature, as standard, a "V" trough base design that collects water from condensation and packing drippage. A connection for drain to waste is provided.

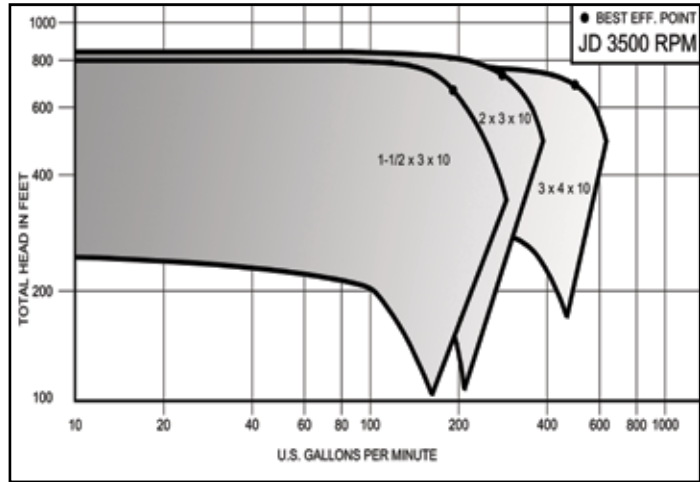
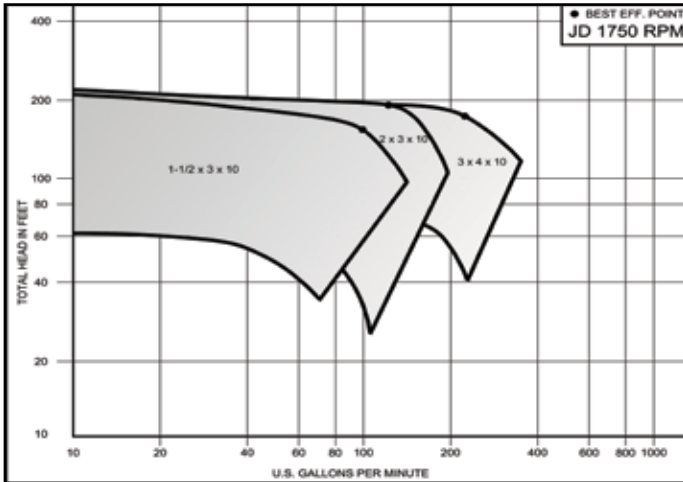


Dimensions									
(All dimensions are approximate and for illustration purposes only. For exact dimensions request certified dimensional prints.)									
Pump Size	Dis.	Inlet	Max. Imp. Dia	Max. HA	Max. HB	Max. HC	Max. HM	HO	Y
2L4	2	3	9 <sup>3</sup> / <sub>4</sub>	20 <sup>1</sup> / <sub>2</sub>	52	62	23	25 <sup>1</sup> / <sub>4</sub>	17
2L5	2	3	14 <sup>1</sup> / <sub>4</sub>	20 <sup>1</sup> / <sub>2</sub>	52	62	23	25 <sup>1</sup> / <sub>4</sub>	20
2L6	2	3	11 <sup>1</sup> / <sub>2</sub>	20 <sup>1</sup> / <sub>2</sub>	52	62	23	25 <sup>1</sup> / <sub>4</sub>	18
3L4	3	4	10	20 <sup>1</sup> / <sub>2</sub>	60	67	24	26	19 <sup>1</sup> / <sub>4</sub>
3L5	3	4	14 <sup>1</sup> / <sub>4</sub>	20 <sup>1</sup> / <sub>2</sub>	60	67	24	26	22 <sup>1</sup> / <sub>2</sub>
3L6	3	4	11 <sup>1</sup> / <sub>2</sub>	20 <sup>1</sup> / <sub>2</sub>	52	62	23	25 <sup>1</sup> / <sub>4</sub>	21
4L1	4	5	14	20 <sup>1</sup> / <sub>2</sub>	60	67	24	26	26
4L2	4	5	11	20 <sup>1</sup> / <sub>2</sub>	52	62	23	25 <sup>1</sup> / <sub>4</sub>	24 <sup>1</sup> / <sub>2</sub>
4L3	4	5	8	20 <sup>1</sup> / <sub>2</sub>	52	62	23	25 <sup>1</sup> / <sub>4</sub>	20 <sup>1</sup> / <sub>2</sub>
4L4	4	6	9 <sup>1</sup> / <sub>2</sub>	22 <sup>1</sup> / <sub>2</sub>	60	71	27	28	21 <sup>1</sup> / <sub>2</sub>
5L1	5	6	14 <sup>3</sup> / <sub>4</sub>	22 <sup>1</sup> / <sub>2</sub>	60	71	27	28	30 <sup>1</sup> / <sub>2</sub>
5L2	5	6	12	20 <sup>1</sup> / <sub>2</sub>	60	67	24	26	26
5L3	5	6	8 <sup>3</sup> / <sub>4</sub>	20 <sup>1</sup> / <sub>2</sub>	52	62	23	25 <sup>1</sup> / <sub>4</sub>	23 <sup>1</sup> / <sub>2</sub>
6L1	6	8	16	28 <sup>1</sup> / <sub>2</sub>	68	78	30	31	33
6L2	6	8	12	22 <sup>1</sup> / <sub>2</sub>	60	67	25	28	28 <sup>1</sup> / <sub>2</sub>
6L3	6	8	9	20 <sup>1</sup> / <sub>2</sub>	60	67	24	26	27 <sup>1</sup> / <sub>2</sub>
6L7	6	8	20	28 <sup>1</sup> / <sub>2</sub>	80 <sup>1</sup> / <sub>2</sub>	83 <sup>7</sup> / <sub>8</sub>	31	32 <sup>3</sup> / <sub>4</sub>	31
8L1	8	10	16	28 <sup>1</sup> / <sub>2</sub>	72	83	33	40	36
8L2	8	10	12 <sup>1</sup> / <sub>4</sub>	28 <sup>1</sup> / <sub>2</sub>	68	78	30	31	34
8L3	8	10	10	22 <sup>1</sup> / <sub>2</sub>	60	69	26	28	32
8L7	8	10	17	28 <sup>1</sup> / <sub>2</sub>	80 <sup>1</sup> / <sub>2</sub>	83 <sup>7</sup> / <sub>8</sub>	31	32 <sup>3</sup> / <sub>4</sub>	29
8L8	8	10	20	28 <sup>1</sup> / <sub>2</sub>	80 <sup>1</sup> / <sub>2</sub>	83 <sup>7</sup> / <sub>8</sub>	33 <sup>1</sup> / <sub>2</sub>	34 <sup>3</sup> / <sub>4</sub>	32
10L2	10	12	14	28 <sup>1</sup> / <sub>2</sub>	76	86 <sup>1</sup> / <sub>4</sub>	33	37 <sup>1</sup> / <sub>4</sub>	40
10L3	10	12	11 <sup>3</sup> / <sub>4</sub>	28 <sup>1</sup> / <sub>2</sub>	68	80	31	35	36 <sup>1</sup> / <sub>2</sub>
10L7	10	12	14 <sup>1</sup> / <sub>2</sub>	28 <sup>1</sup> / <sub>2</sub>	80 <sup>1</sup> / <sub>2</sub>	83 <sup>7</sup> / <sub>8</sub>	33 <sup>1</sup> / <sub>2</sub>	34 <sup>3</sup> / <sub>4</sub>	35
10L8	10	12	16 <sup>1</sup> / <sub>2</sub>	28 <sup>1</sup> / <sub>2</sub>	80 <sup>1</sup> / <sub>2</sub>	83 <sup>7</sup> / <sub>8</sub>	33 <sup>1</sup> / <sub>2</sub>	34 <sup>3</sup> / <sub>4</sub>	37
12L2	12	12	13 <sup>1</sup> / <sub>2</sub>	28 <sup>1</sup> / <sub>2</sub>	72	83	33	40	40

Dimensions are in inches.



# JD Series - Performance Curves and Dimensions



## Dimensions

(All dimensions are approximate and for illustration purposes only. For exact dimensions request certified dimensional prints.)

### Type 1 1/2 JD, Oil Lubricated Bearing

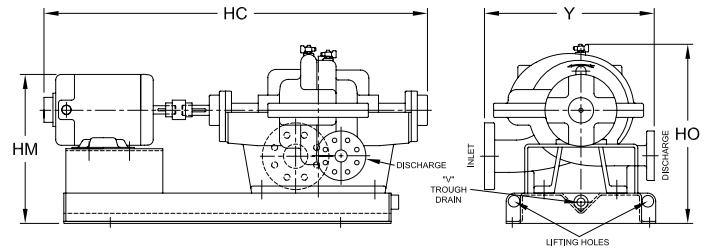
Max. HP		Dis.	Inlet	Max. Imp. Dia	Max. HA	Max. HB	Max. HC	Max. HM	HO	Y
3500	1750									
	15	1 1/2	3	10	20 1/2	54 1/2	56	20 5/8	22 1/2	20 3/4
125		1 1/2	3	10	24 1/2	54 1/2	66 5/8	23 1/2	22 1/2	20 3/4

### Type 2 JD, Oil Lubricated Bearing

	15	2	3	10	20 1/2	54 1/2	56	20 5/8	22 1/2	23
125		2	3	10	24 1/2	54 1/2	66 5/8	23 1/2	22 1/2	23

### Type 3 JD, Oil Lubricated Bearing

	20	3	4	10	20 1/2	54 1/2	58 5/8	20 5/8	24	23 3/4
150		3	4	10	24 1/2	54 1/2	70	25 1/8	24	23 3/4



# CRANE

A Crane Co. Company

## PUMPS & SYSTEMS

### Crane Pumps & Systems

420 Third Street  
Piqua, Ohio 45356  
(937) 778-8947  
Fax (937) 773-7157  
www.cranepumps.com

### Crane Pumps & Systems Canada

83 West Drive  
Brampton, Ont. Canada L6T 2J6  
(905) 457-6223  
Fax (905) 457-2650

© 2012 Crane Pumps & Systems, Inc.  
A Crane Co. Company  
Printed in U.S.A.  
W1100-1200-1310BRO - Rev. C (6/12)



brands you trust.

BARNES

burks

DEMING

WEINMAN



PROSSER